




CLASS® Infant – Facilitated Exploration(FE)

Dimension: Facilitated Exploration

Domain: Responsive Caregiving

	<h2>KNOW</h2>	<p>What is Facilitated Exploration</p> <p>Facilitated Exploration considers teachers’ facilitation of experiences and interactions in routine care and playtime t support infants’ engagement and development.</p> <p>3 Indicators of Instructional Learning Formats:</p> <ol style="list-style-type: none"> ★ 1. <i>Show consistent Involvement by initiating interactions, joining experiences, or mirroring infants behaviors.</i> 2. <i>Be Infant-Centered by following the infants’ leads, allowing choices, and supporting safe exploration.</i> 3. <i>Expand Infants’ Experience through encouragement and enthusiasm.</i> <div style="border: 1px solid orange; border-radius: 10px; padding: 5px; margin-top: 10px;"> <p style="text-align: center;">★ <u>Anchor Indicator: Involvement</u> <i>Foundational, easy to understand & practice – a good starting point!</i></p> </div> <p style="text-align: right; font-size: small;">Reference: Teachstone CLASS®2008 Manual</p>
	<h2>SEE</h2>	<p>Watch exemplar videos:</p> <ul style="list-style-type: none"> • Active Involvement During Floor Play • Facilitating Exploration with Rings and Music <p style="text-align: right; font-size: small;">Reference: Louisiana Department of Education/Picard Center</p>
	<h2>DO</h2>	<p>What ideas do you have to grow <u>Facilitation of Learning & Development</u> in your classroom/program?</p> <p style="text-align: center; font-size: small;"><i>Explore more examples and helpful tips in our VECC Facilitation of Learning & Development mini-CLASS video, your CLASS Dimensions Guide, and VECC Cheat Sheet. ☺</i></p>