




# CLASS® Toddler – Facilitation of Learning & Development (FLD)

**Dimension:** Facilitation of Learning & Development

**Domain:** Engaged Support for Learning

|   |               |   |
|---|---------------|---|
|    | <h2>KNOW</h2> | <p><b>What is Facilitation of Learning &amp; Development?</b><br/>Facilitation of Learning &amp; Development considers how well teachers facilitate activities to support children’s learning and understanding.</p> <p><b>3 Indicators of Instructional Learning Formats:</b></p> <ol style="list-style-type: none"> <li>★ 1. Actively <b>Facilitate Exploration</b> and learning throughout the day.</li> <li>2. <b>Expand Children’s Thinking</b> by connecting information to children’s lives, integrating concepts, and promoting problem-solving and prediction.</li> <li>3. Ensure children are <b>Actively Engaged</b> in activities and routines.</li> </ol> <div style="border: 1px solid orange; border-radius: 10px; padding: 5px; text-align: center;"> <p>★ <u>Anchor Indicator: Effective Facilitation</u><br/><i>Foundational, easy to understand &amp; practice – a good starting point!</i></p> </div> <p style="text-align: right; font-size: small;">Reference: Teachstone CLASS®2008 Manual</p> |
|  | <h2>SEE</h2>  | <p>Watch exemplar videos:</p> <ul style="list-style-type: none"> <li>• <a href="#">Guiding Exploration with Colored Pegs and Bugs</a></li> <li>• <a href="#">Facilitating in Dramatic Play</a></li> </ul> <p style="text-align: right; font-size: small;">Reference: Louisiana Department of Education/Picard Center</p>  |
|  | <h2>DO</h2>   | <p><b><u>What ideas do you have to grow Facilitation of Learning &amp; Development in your classroom/program?</u></b></p> <p style="text-align: center; font-size: small;"><i>Explore more examples and helpful tips in our VECC <a href="#">Facilitation of Learning &amp; Development mini-CLASS video</a>, your CLASS Dimensions Guide, and <a href="#">VECC Cheat Sheet</a>. ☺</i></p>  |